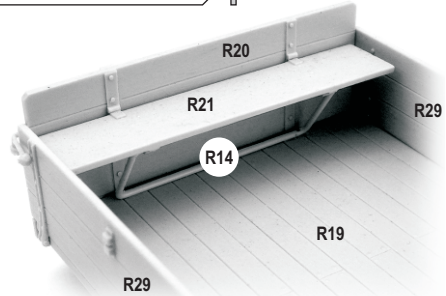
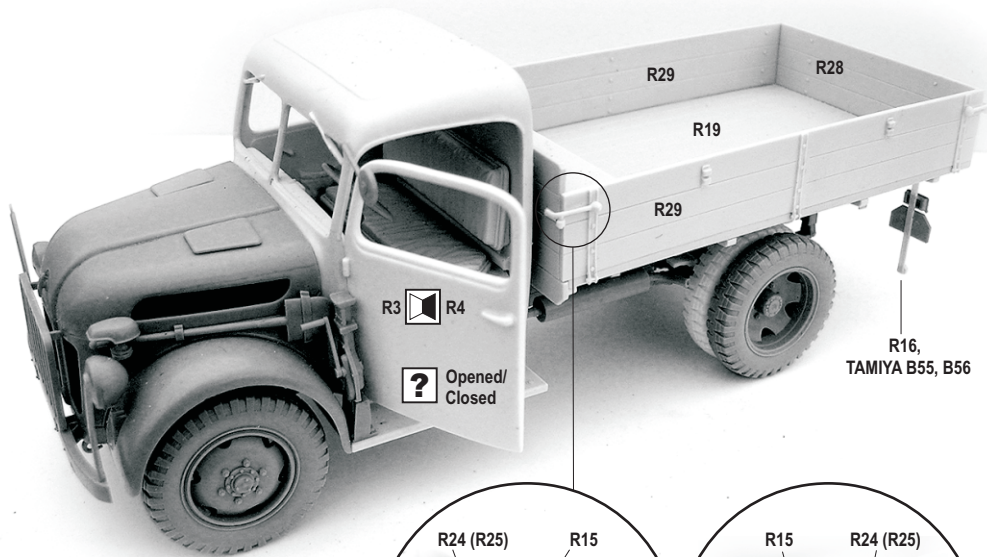



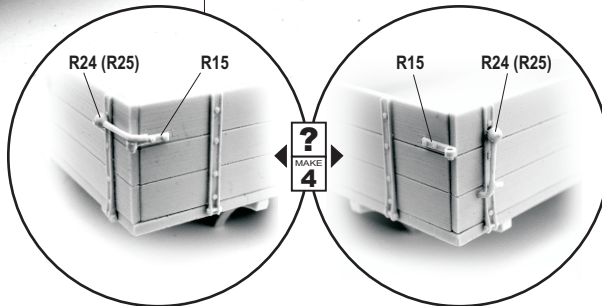
4



5



6



? Opened/  
Closed




# STEYR Type 2000A L.gl.Lkw

## Long frame Light Cargo Truck

CONVERSION KIT for  
TAMIYA Steyr Type 1500A ( kit #35225 )

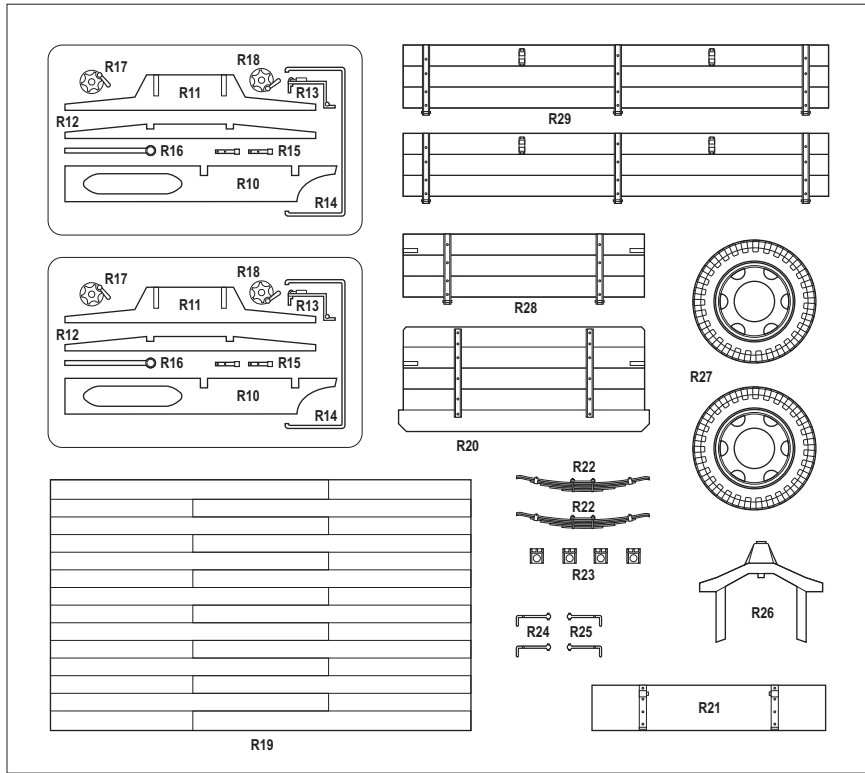
44 RESIN PARTS



Austria's all wheel drive Steyr 1500A was one of the many personnel/transport vehicles which was designed to meet Whermacht requirement for standard army 1,5 ton truck. Presented in 1941, the Steyr was used as troop transport in all the war theaters. A total of more than 20,000 were built, in a wide range of variants

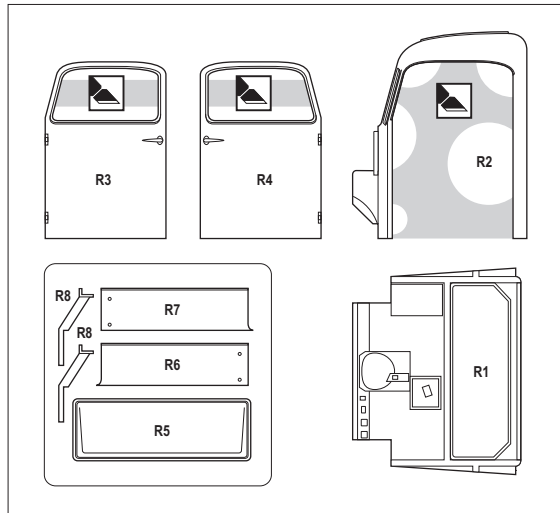
Tamiya presents basic and command versions. The chassis of Steyr 1500A and it's reinforced variant Steyr 2000A were also used for Fire trucks, Omnibus (Leadwarrior kit Lw35026), Ambulance (Leadwarrior kit Lw35025), universal "Funk-Koffer", and different types of cargo carriers with opened, metal or wooden cabins. There were tests of truck on railway drive.(Leadwarrior kit Lw35028).

This conversion kit presents a cargo truck on a Steyr 2000A chassis with long frame and full-metal cabin (by the end of the war metal cabins were replaced by wooden "Einheitsfahrerhaus" ones). The wheel base remained standard, but additional frame sections were added to support the longer flatbed cargo bed. The rear springs were reinforced, and twin rear wheels were often mounted. The spare wheel was stored under the bed. This type of truck could also be field-converted into AA Gun carrier (Leadwarrior kit Lw35029).



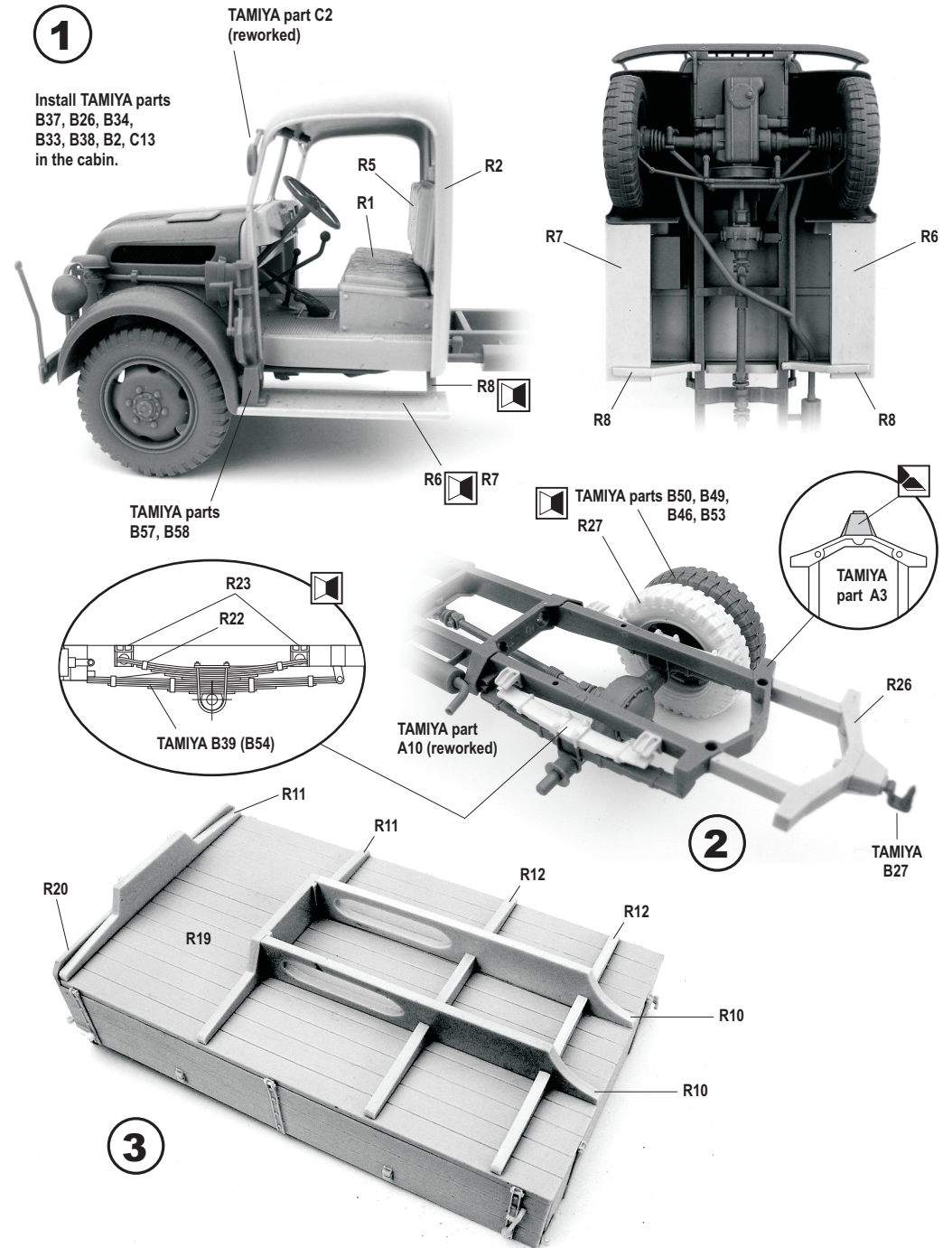
- Cut / Remove part**
- Optional**
- Repeat on mirror side**
- Repeat several times**

**STUDY THE INSTRUCTION CAREFULLY BEFORE ASSEMBLING. TEST FIT PARTS TOGETHER BEFORE CEMENTING. USE CYANOACRYLATE GLUE FOR RESIN PARTS.**



**1**

Install TAMIYA parts B37, B26, B34, B33, B38, B2, C13 in the cabin.



**3**